

Products you can rely on for high-performance printing

Konica Minolta inkjet printheads

Inkjet printhead series

Konica Minolta's inkjet printheads boast high speed, high quality and high reliability. The large number of printhead models – including interchangeable units for different inks or for different drop sizes - gives an unrivalled product range covering the widest field of customer applications.

Reliability is key to all industrial processes. The unsurpassed reliability enjoyed with Konica Minolta printheads is the direct result of the very high level of manufacturing precision perfected by Konica Minolta. Coupled with the extended materials compatibility of our materials technology this results in almost unlimited printhead life in even the most demanding applications.



A wide Range of Applications

Konica Minolta inkjet printheads are ideally suited for in-line single-pass production applications where quality and reliability are paramount. They are ideal for such diverse applications as packaging, laminates and flooring, direct-product-decoration or the manufacture of PCBs, LCDs, or OLED displays.




Designed for Enhanced Performance

Konica Minolta's precision printheads will enhance the performance of your print system. Konica Minolta is continuing to invest in the design of advanced inkjet printhead technologies that will remain the dominant solution in the rapidly expanding applications now opening for inkjet printing.

Ink Type and Drop Size

	External	Model Name	Solvent / UV Ink		
			S	M	L
3-cycle		KM 512 Series	SHX	MN/MH	LN/LH
		KM 1024 Series	SHB	MNB/MHB	LNB/LHB



	External	Model Name	Solvent / UV Ink			Water-Based Ink		
			S	M	L	S	M	L
Independent		KM 512i Series	SHB		LNB-30		MAB-C	
		KM 1024i Series	SHE	MHE-D	LHE-30	SAE-C	MAE-C	
		KM 1800i	SHC-C					

	KM512SHX	KM512MN KM512MH	KM512LN KM512LH	KM1024SHB	KM1024MNB KM1024MHB	KM1024LNB KM1024LHB	KM512iSHB	KM512iLNB-30	KM1024iSHE	KM1024iMHE-D	KM1024iLHE-30	KM1800iSHC-C	KM512iMAB-C	KM1024iSAE-C	KM1024iMAE-C
Driving Mode	3-cycle	3-cycle	3-cycle	3-cycle	3-cycle	3-cycle	Independent	Independent	Independent	Independent	Independent	Independent	Independent	Independent	Independent
Number of Nozzles	512	512	512	1024	1024	1024	512	512	1024	1024	1024	1776	512	1024	1024
Frequency (kHz)	20	12.8	7.6	30	12.5	7.6	60	27	60	45	27	96	27	43	27
Printing Width(mm)	36	36	36	72	72	72	72	72	72	72	72	75	72	72	72
Drop Size (pl)	4	12	41	6	12	42	6	30	6	13	30	3.5	13-18	6	14
Resolution (npi)	360	360	360	360	360	360	180	180	360	360	360	600	180	360	360
Grey Scale (levels)	4	4	4	8	8	8	8	8	8	8	8	8	8	8	8
Ink Type	Water-Based												○	○	○
	Solvent	○	○	○	○	○	○	○	○	○	○	○			
	UV	○	○	○	○	○	○	○	○	○	○	○			
Dimensions (mm)	67 x 40 x 63	67 x 40 x 63	67 x 40 x 63	131 x 18 x 94	131 x 18 x 94	131 x 18 x 94	131 x 18 x 94	131 x 18 x 94	131 x 18 x 94	131 x 18 x 94	131 x 18 x 94	138 x 20 x 108	131 x 18 x 94	131 x 18 x 94	131 x 18 x 94
Weight (g)	95	95	95	150	150	150	150	150	150	150	150	205	150	150	150

*Details set out are current as of May 2015. The product specification is subject to change without prior notice.